

Scaled data based on original data using  
LM-79-08 Approved Method: Electrical and Photometric Measurements of Solid-  
State Lighting Products

Test Report Prepared for  
Cooper Lighting Solutions  
(formerly Eaton)

Brand: McGRAW-EDISON

Report Number: P386395

Luminaire Tested: **GWC-SA2A-740-U-T2**

Issue Date: 3/3/2020

**Test Information**

Test Method: LM-79-08  
Report Number: P386395  
TEST IS SCALED FROM IESNA LM-79-08 TEST DATA (G2-1903-205-12)  
Test Lab: INNOVATION CENTER  
Issue Date: 3/3/2020  
Manufacturer: COOPER LIGHTING SOLUTIONS (FORMERLY EATON)  
Product Line: MCGRAW-EDISON  
Catalog Number: GWC-SA2A-740-U-T2  
Description: GALLEON WALL LUMINAIRE  
(2) 70 CRI, 4000K, 615mA LIGHTSQUARES WITH 16 LEDS EACH AND TYPE II OPTICS  
Light Source: -  
Ballast/Driver: ELECTRONIC DRIVER

**Summary**

Lumens per Lamp: N/A  
Luminaire Lumens: 9543 lumens  
Efficiency: N/A  
Efficacy: 144.6 lumens/watt  
Luminous Opening: Rectangular (W 1' x L: 0.5' x H: 0')  
IES Classification: Type III - Medium  
BUG Rating: B2 - U0 - G2

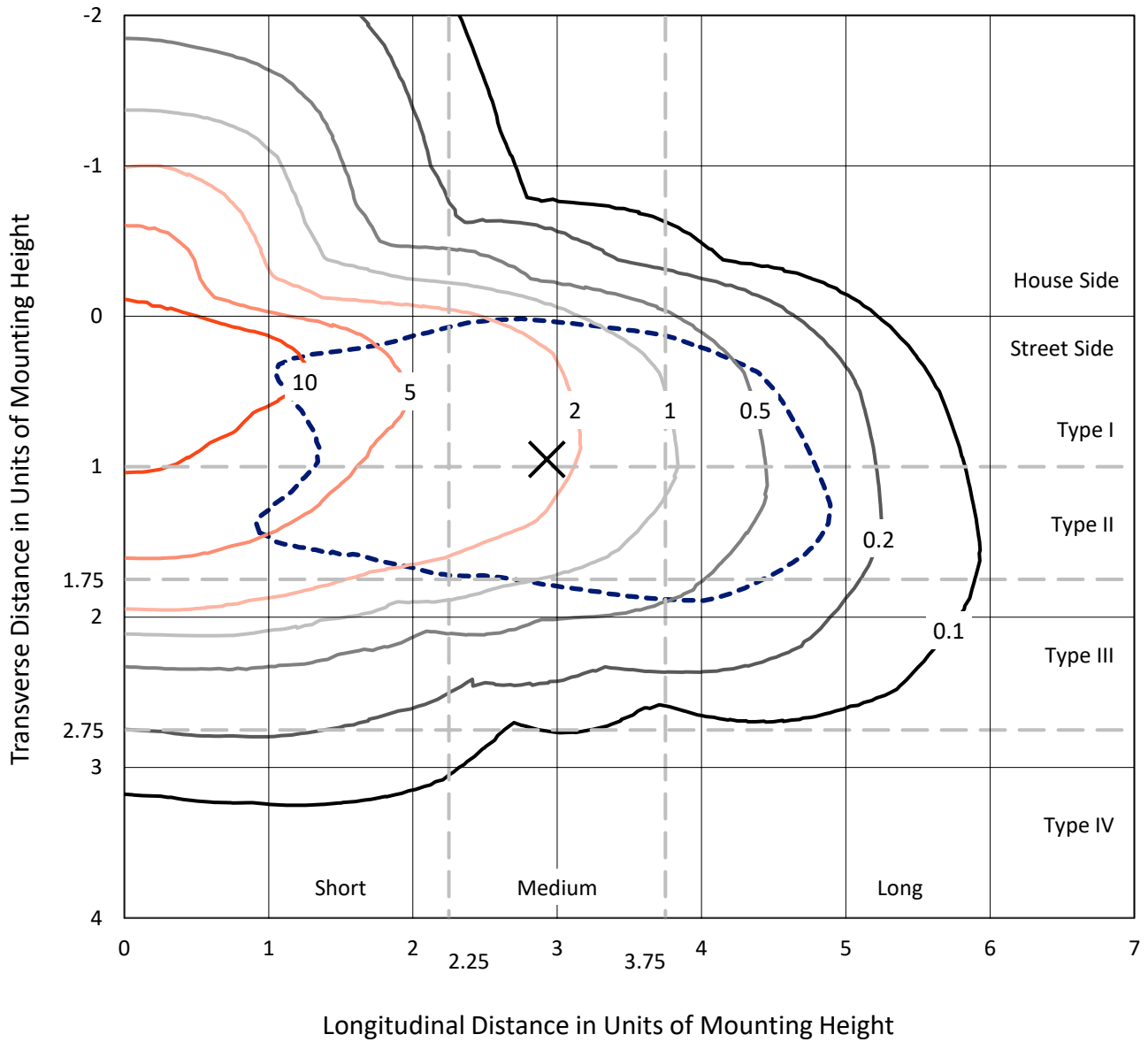
Input Watts (W): 66  
Input Voltage (V): NR  
Input Current (Ain): NR  
Voltage Rise (V): NR  
Power Factor: NR  
Total Harmonic Distortion (THDi): NR  
Frequency (hertz): 60  
Stabilization Time: NR  
Operation Time: NR  
Ambient Temperature (°C): NR  
Test Distance: 24 FT



REPORT NUMBER: P386395  
 CATALOG NUMBER: GWC-SA2A-740-U-T2

### Iso-Footcandle Lines of Horizontal Illumination

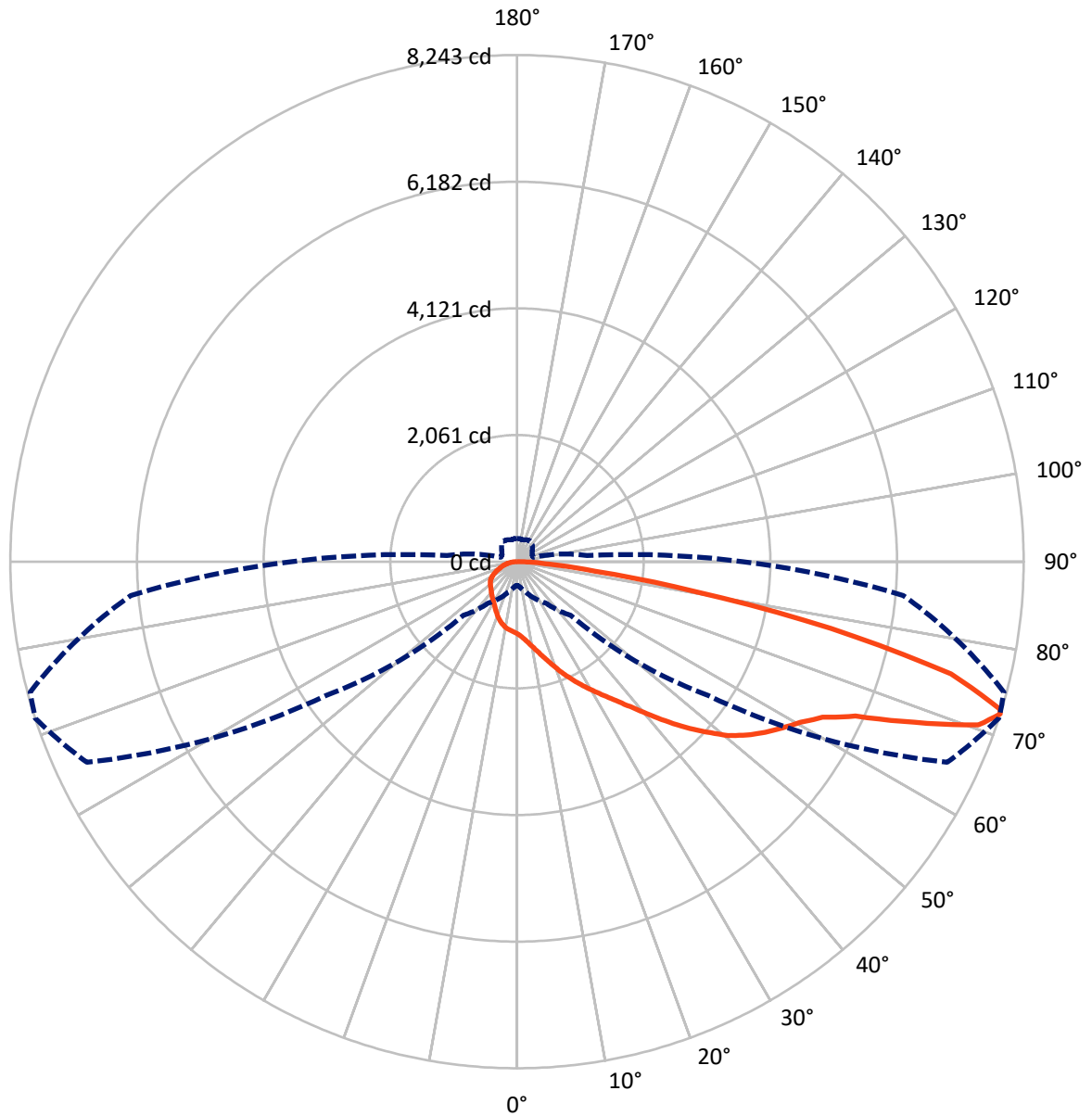
✕ Max cd  
 - - - 1/2 Max cd



Based on 10 foot mounting height. Maximum calculated value = 16.2 fc  
 Type III - Medium - N/A

REPORT NUMBER: P386395  
CATALOG NUMBER: GWC-SA2A-740-U-T2

### Luminous Intensity Polar Plot



— Vertical Plane Through 72-Deg Lateral    - - - Horizontal Cone Through 72-Deg Vertical

REPORT NUMBER: P386395

CATALOG NUMBER: GWC-SA2A-740-U-T2

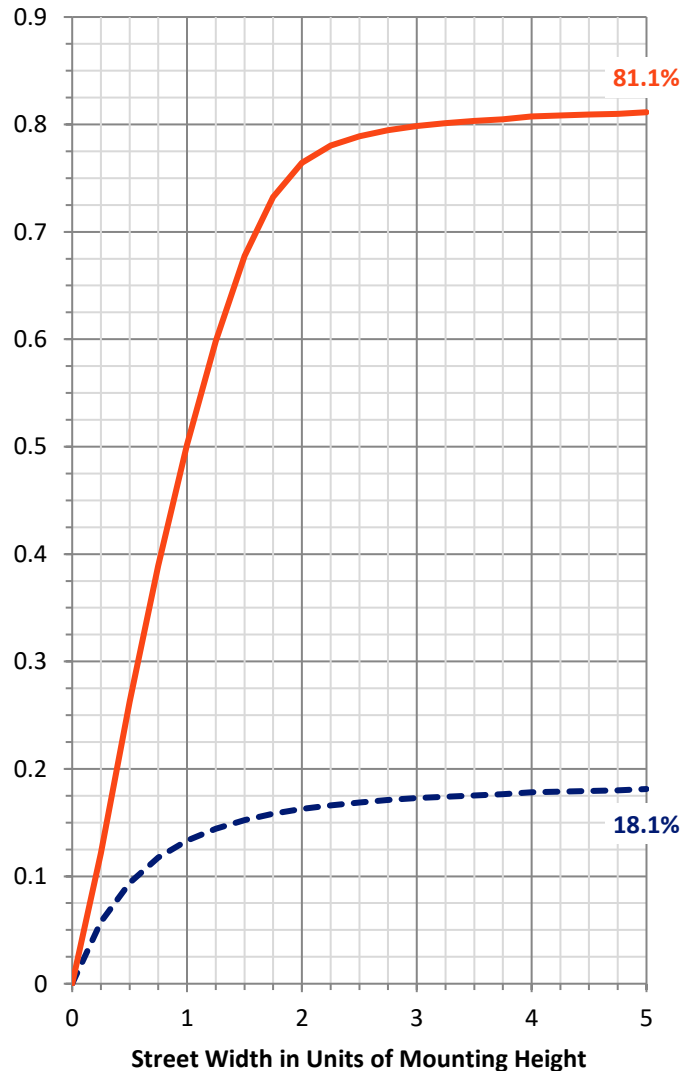
**FLUX DISTRIBUTION:**

		Downward	Upward	Total
<b>House Side</b>	Lumens	1770.3	0.0	1770.3
	% Fixture	18.6	0.0	18.6
<b>Street Side</b>	Lumens	7772.7	0.0	7772.7
	% Fixture	81.4	0.0	81.4
<b>Total</b>	Lumens	9543.0	0.0	9543.0
	% Fixture	100.0	0.0	100.0

**ZONAL LUMENS:**

Zone	Lumens	% Fixture
0°-10°	117.6	1.2
10°-20°	380.2	4.0
20°-30°	666.2	7.0
30°-40°	987.7	10.4
40°-50°	1444.6	15.1
50°-60°	1987.8	20.8
60°-70°	2213.0	23.2
70°-80°	1499.5	15.7
80°-90°	246.5	2.6
90°-100°	0.0	0.0
100°-110°	0.0	0.0
110°-120°	0.0	0.0
120°-130°	0.0	0.0
130°-140°	0.0	0.0
140°-150°	0.0	0.0
150°-160°	0.0	0.0
160°-170°	0.0	0.0
170°-180°	0.0	0.0
0°-90°	9543.0	100.0
0°-180°	9543.0	100.0

**Coefficient of Utilization**



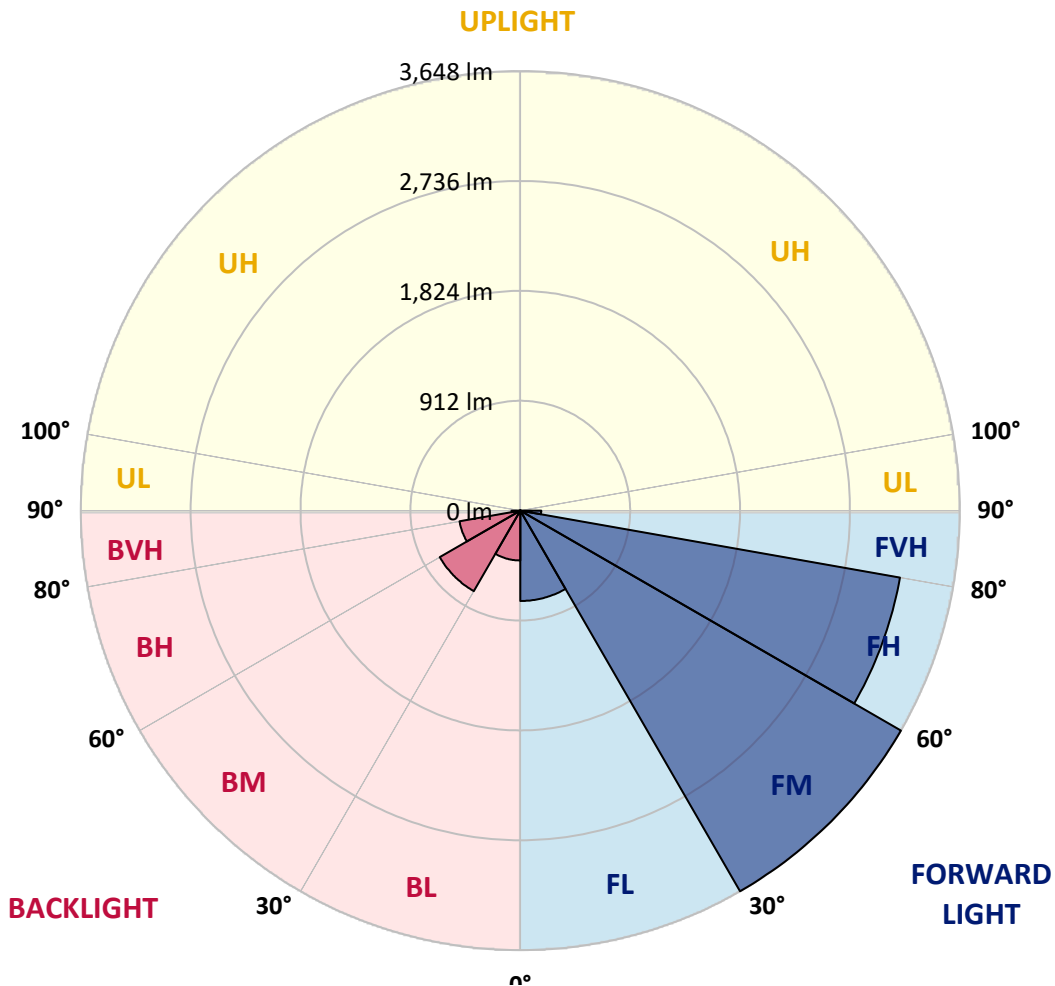
REPORT NUMBER: P386395

CATALOG NUMBER: GWC-SA2A-740-U-T2

**LUMINAIRE CLASSIFICATION SYSTEM LUMEN TABLE AND BUG RATING:**

Zone	Lumens	% Fixture	Zone Rating/Lumen Limit		
			B	U	G
FL (0°-30°)	750.1	7.9			
FM (30°-60°)	3648.4	38.2			
FH (60°-80°)	3200.3	33.5			G2/5000
FVH (80°-90°)	173.9	1.8			G2/225
BL (0°-30°)	413.8	4.3	B1/500		
BM (30°-60°)	771.7	8.1	B1/1000		
BH (60°-80°)	512.2	5.4	B2/1000		G2/1000
BVH (80°-90°)	72.6	0.8			G1/100
UL (90°-100°)	0.0	0.0		U0/0	
UH (100°-180°)	0.0	0.0		U0/0	

**BUG Rating: B2-U0-G2**  
 Type III Medium





REPORT NUMBER: P386395

CATALOG NUMBER: GWC-SA2A-740-U-T2

**CANDELA DISTRIBUTION (FULL):**

	0°	5°	15°	25°	35°	45°	55°	65°	72°	75°	85°
0°	1174.0	1174.0	1174.0	1174.0	1174.0	1174.0	1174.0	1174.0	1174.0	1174.0	1174.0
2.5°	1296.9	1295.0	1288.1	1288.1	1274.9	1263.7	1242.7	1228.6	1211.8	1205.9	1186.2
5°	1422.4	1423.1	1414.6	1408.6	1389.3	1365.6	1329.8	1297.3	1264.7	1251.6	1211.2
7.5°	1527.9	1526.6	1524.3	1519.4	1501.3	1477.0	1428.7	1380.4	1332.4	1312.7	1243.0
10°	1595.6	1598.6	1600.5	1602.8	1595.3	1577.9	1532.2	1473.4	1410.6	1383.7	1281.2
12.5°	1629.8	1635.0	1644.2	1660.0	1672.5	1670.5	1637.3	1574.9	1500.3	1466.5	1328.8
15°	1649.8	1656.7	1671.2	1699.4	1734.6	1754.6	1745.8	1689.3	1606.1	1564.4	1387.0
17.5°	1662.3	1667.9	1690.2	1728.0	1780.3	1833.5	1856.8	1809.5	1725.7	1678.1	1453.7
20°	1670.9	1675.1	1703.1	1747.4	1815.1	1899.9	1964.9	1953.1	1857.5	1795.7	1523.3
22.5°	1689.9	1693.5	1720.1	1764.8	1839.8	1949.2	2069.1	2086.9	1996.5	1926.5	1597.9
25°	1743.1	1743.1	1765.5	1796.7	1867.0	1991.9	2157.2	2235.7	2138.4	2056.9	1666.9
27.5°	1844.7	1843.7	1851.9	1862.8	1916.0	2035.3	2235.7	2367.1	2285.6	2196.6	1733.9
30°	1964.9	1971.5	1972.5	1967.2	1992.2	2089.5	2308.3	2505.8	2433.8	2337.9	1802.6
32.5°	2119.7	2124.0	2119.1	2101.6	2098.0	2166.4	2379.6	2651.0	2594.2	2485.4	1865.4
35°	2316.2	2308.0	2292.5	2257.1	2223.2	2269.2	2461.1	2796.3	2774.3	2663.8	1951.8
37.5°	2526.8	2527.2	2508.1	2427.6	2380.9	2400.6	2573.5	2960.9	2992.1	2876.1	2062.5
40°	2695.7	2704.6	2716.4	2610.6	2550.2	2577.4	2716.4	3151.8	3249.7	3127.8	2206.8
42.5°	2813.7	2823.9	2857.4	2791.0	2728.2	2778.9	2884.7	3355.5	3538.9	3418.3	2375.7
45°	2938.5	2944.1	2967.8	2939.2	2899.1	3013.1	3074.3	3566.5	3844.8	3727.8	2564.6
47.5°	3070.0	3075.9	3100.2	3081.2	3060.1	3232.0	3272.1	3765.3	4137.9	4067.9	2766.4
50°	3232.3	3236.2	3259.2	3224.7	3231.3	3396.9	3448.8	3947.6	4445.1	4373.5	2968.8
52.5°	3453.8	3454.8	3486.6	3455.4	3424.5	3517.8	3601.0	4119.5	4686.0	4652.1	3171.2
55°	3627.3	3637.8	3742.3	3735.7	3718.0	3627.6	3728.1	4283.1	4900.9	4917.0	3386.1
57.5°	3516.5	3557.6	3769.2	3918.4	4063.6	3900.6	3900.0	4467.5	5100.6	5176.9	3622.3
60°	3079.8	3135.7	3447.5	3778.4	4232.8	4375.8	4256.8	4692.5	5302.4	5434.5	3918.4
62.5°	2199.6	2291.6	2714.1	3242.5	4000.9	4690.6	4983.0	5049.7	5576.8	5732.8	4303.2
65°	1111.9	1181.6	1535.8	2172.3	3196.5	4484.9	5772.3	5831.7	6053.5	6192.2	4895.6
67.5°	675.6	701.9	874.7	1208.2	1959.7	3493.5	6029.9	7135.2	6976.2	7049.8	5740.4
70°	497.8	517.2	625.0	802.4	1127.1	2050.0	5239.3	8065.5	7961.0	7952.8	6364.7
72°	387.7	401.9	497.2	648.3	824.1	1229.9	3797.5	7722.1	8242.9	8201.5	6307.5
72.5°	367.7	380.2	466.9	610.2	778.7	1114.9	3414.3	7490.4	8222.5	8203.8	6233.6
75°	289.5	298.4	345.7	471.8	609.5	632.5	1871.0	5804.8	7294.3	7597.6	5606.7
77.5°	239.5	240.9	265.8	343.4	475.1	447.2	919.1	4027.5	5223.2	5556.7	3971.6
80°	195.2	196.8	208.7	240.9	359.5	330.9	436.4	2315.9	2924.4	2928.0	1888.7
82.5°	155.4	155.7	168.9	176.1	258.3	236.6	250.1	1087.3	1277.9	1229.2	678.9
85°	109.4	107.1	165.0	144.6	168.9	151.8	138.0	430.4	528.4	505.4	212.6
87.5°	36.5	37.8	73.3	93.6	98.6	86.1	61.4	165.0	199.5	197.8	67.4
90°	0.0	0.0	0.0	0.0	0.0	0.0	0.0	0.0	0.0	0.0	0.0



REPORT NUMBER: P386395

CATALOG NUMBER: GWC-SA2A-740-U-T2

**CANDELA DISTRIBUTION (continued):**

	90°	95°	105°	115°	125°	135°	145°	155°	165°	175°	180°
0°	1174.0	1174.0	1174.0	1174.0	1174.0	1174.0	1174.0	1174.0	1174.0	1174.0	1174.0
2.5°	1180.0	1169.4	1154.0	1136.9	1123.4	1109.6	1099.4	1094.2	1088.3	1083.3	1089.3
5°	1192.4	1172.7	1139.9	1107.7	1084.0	1063.0	1047.9	1040.0	1032.7	1027.8	1028.5
7.5°	1212.8	1180.9	1125.7	1078.7	1045.9	1023.2	1007.8	1002.5	997.9	996.6	998.2
10°	1234.5	1187.5	1107.0	1044.6	1007.1	988.4	981.5	985.1	988.4	991.3	994.6
12.5°	1259.1	1193.4	1079.7	1004.5	972.6	965.4	972.3	988.1	999.6	1006.5	1010.7
15°	1291.3	1198.7	1048.2	964.4	943.0	951.3	974.6	1001.9	1021.9	1034.7	1036.7
17.5°	1320.9	1198.4	1007.8	924.0	919.1	943.0	978.2	1016.6	1043.6	1061.7	1065.3
20°	1351.5	1189.5	960.8	884.6	894.7	934.2	979.8	1026.2	1058.7	1079.7	1084.7
22.5°	1380.1	1174.0	909.2	848.7	874.4	922.3	973.6	1020.6	1053.1	1070.2	1075.5
25°	1399.4	1147.1	857.0	818.5	856.3	907.9	953.2	991.0	1015.3	1023.9	1025.2
27.5°	1409.3	1111.9	807.7	792.2	837.6	884.2	915.4	934.2	941.1	940.4	939.1
30°	1410.6	1065.6	765.3	770.9	815.9	849.4	864.2	860.6	851.7	836.6	837.9
32.5°	1406.3	1013.4	729.8	750.5	788.3	807.0	807.7	790.2	766.6	742.6	736.0
35°	1407.7	962.1	698.6	727.5	754.8	763.0	755.4	729.8	697.6	666.7	660.1
37.5°	1422.1	917.4	671.6	700.9	717.6	719.6	708.8	681.8	658.2	627.9	625.3
40°	1456.6	885.5	646.0	671.0	680.5	681.5	666.0	647.0	649.0	632.9	632.5
42.5°	1518.7	871.7	623.3	639.8	645.7	647.6	635.8	623.7	640.7	630.2	626.6
45°	1598.9	875.0	604.3	609.2	620.0	629.2	622.0	607.2	613.8	568.1	553.0
47.5°	1691.6	896.1	589.2	582.9	601.6	619.1	607.9	585.5	562.2	516.9	508.3
50°	1800.0	928.6	575.4	557.0	581.6	605.3	594.1	562.2	527.1	505.0	502.1
52.5°	1913.0	968.3	561.6	528.4	556.3	594.7	589.2	557.0	513.6	491.9	488.0
55°	2041.2	1008.4	544.1	495.2	529.0	589.8	586.9	537.9	503.4	491.2	488.3
57.5°	2200.5	1054.1	521.1	460.7	503.4	572.1	562.9	526.4	492.9	483.7	482.7
60°	2408.2	1121.5	488.0	423.9	472.2	544.8	542.8	509.6	476.1	469.5	468.2
62.5°	2719.7	1232.9	442.3	387.1	437.3	498.5	516.5	487.0	458.4	458.0	458.7
65°	3202.7	1400.4	392.7	354.9	402.2	459.4	486.0	463.6	440.3	446.9	447.9
67.5°	3762.6	1539.4	344.0	323.3	366.4	422.2	458.4	440.3	416.3	433.4	433.7
70°	3948.9	1415.2	301.3	292.1	329.2	386.4	428.5	414.7	390.4	407.4	405.8
72°	3674.9	1142.5	273.7	268.5	301.3	356.8	401.9	390.7	366.7	378.2	373.9
72.5°	3588.5	1089.3	266.8	262.5	293.8	349.3	395.0	384.8	360.8	370.6	366.7
75°	3201.1	946.0	229.4	230.3	256.3	312.5	356.2	352.9	328.3	329.2	327.9
77.5°	2321.8	693.6	193.2	199.8	218.2	274.7	317.1	315.1	288.2	283.2	282.3
80°	1077.4	353.9	157.4	160.3	179.4	229.7	270.4	267.8	246.1	239.9	236.3
82.5°	369.0	168.2	118.3	120.3	139.0	185.0	234.6	233.0	214.9	202.7	195.2
85°	131.8	83.8	82.8	80.8	99.2	145.6	204.4	195.5	168.9	143.9	143.3
87.5°	42.7	35.8	42.7	42.4	57.8	98.6	148.5	126.5	122.6	101.9	99.9
90°	0.0	0.0	0.0	0.0	0.0	0.0	0.0	0.0	0.0	0.0	0.0



Signify Classified - Internal  
Cooper Lighting Solutions Photometric Lab  
1121 Highway 74 South  
Peachtree City, GA 30269

Scaled Data Report



Report Generated By 670245982

Signify Classified - Internal  
Cooper Lighting Solutions Photometric Lab  
1121 Highway 74 South  
Peachtree City, GA 30269

Scaled Data Report



Signify Classified - Internal  
Cooper Lighting Solutions Photometric Lab  
1121 Highway 74 South  
Peachtree City, GA 30269

Scaled Data Report



Signify Classified - Internal  
Cooper Lighting Solutions Photometric Lab  
1121 Highway 74 South  
Peachtree City, GA 30269

Scaled Data Report



Signify Classified - Internal  
Cooper Lighting Solutions Photometric Lab  
1121 Highway 74 South  
Peachtree City, GA 30269

Scaled Data Report



--- HS    — SS

Signify Classified - Internal  
Cooper Lighting Solutions Photometric Lab  
1121 Highway 74 South  
Peachtree City, GA 30269

Scaled Data Report



u

Signify Classified - Internal  
Cooper Lighting Solutions Photometric Lab  
1121 Highway 74 South  
Peachtree City, GA 30269

Scaled Data Report



Signify Classified - Internal  
Cooper Lighting Solutions Photometric Lab  
1121 Highway 74 South  
Peachtree City, GA 30269

Scaled Data Report



(END OF REPORT)